

TENTEL TRP-B

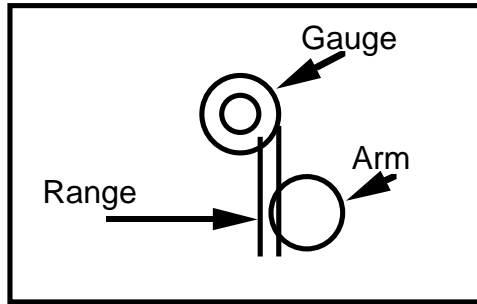
for

S Tension Regulator Arm Operating
Position Adjustment

See PVW 2800 Section 5-19-1

Remove full erase head base, and
place TRP-B into position as shown.

Correct position of S Tension
Regulator Arm is the range between
small diameter and large diameter.



TENTEL TRP-B

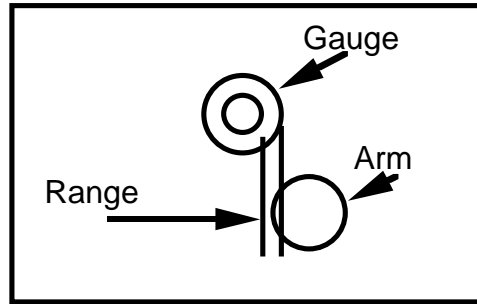
for

S Tension Regulator Arm Operating
Position Adjustment

See PVW 2800 Section 5-19-1

Remove full erase head base, and
place TRP-B into position as shown.

Correct position of S Tension
Regulator Arm is the range between
small diameter and large diameter.



TENTEL TRP-B

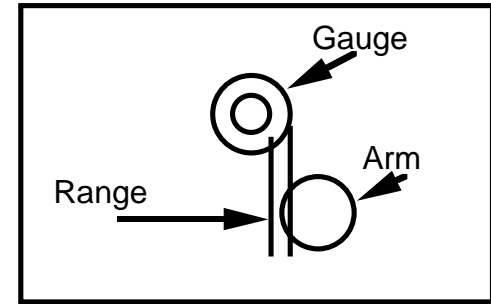
for

S Tension Regulator Arm Operating
Position Adjustment

See PVW 2800 Section 5-19-1

Remove full erase head base, and
place TRP-B into position as shown.

Correct position of S Tension
Regulator Arm is the range between
small diameter and large diameter.



NOTES:

MATERIAL	SCALE	PRODUCT	DWG. DATE	REV. DATE	CHANGE / ADDITION	REV LET	AP'VD
STANDARD TOLERANCES		UNLESS OTHERWISE SPECIFIED, DIMENSIONS ARE IN INCHES		PART NAME		SIZE	DWG NUMBER
ANGLES	±1°	INTERPRET THIS DWG PER U.S.A. STANDARDS		TENTEL			EL DORADO HILLS CALIFORNIA
FRACTIONS	±1/64						
2 PLACE DEC.	±.01						
3 PLACE DEC.	±.005						